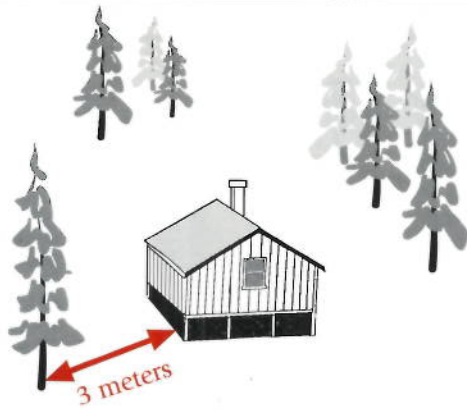


Basic Fire Safety




Establish a fuel free area around your cottage by removing or replacing highly flammable vegetation, such as debris and long grass.




Store firewood away from cottage and ensure all flammables are clearly marked and stored in a separate structure.




Do not store any fuels or combustible material beneath the cottage floor.




Screen in underside of the cottage to prevent the accumulation of flammable debris and substances.




Utilize fire resistant building material for roofs and exteriors; avoid readily combustible building materials.



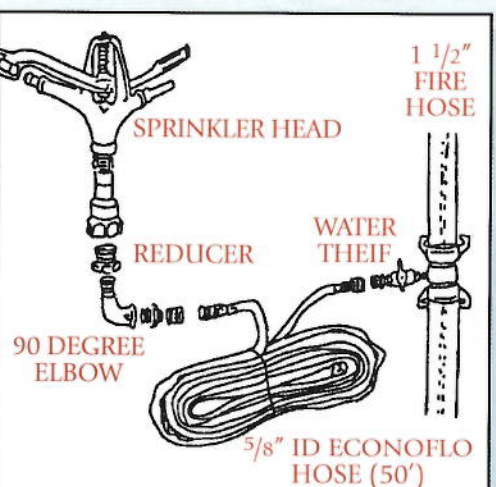
Have a protective cap and screen to prevent chimney sparks from your cottage.



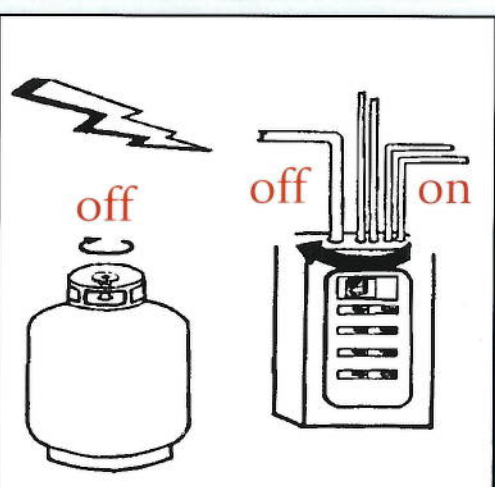
Have a water supply, ladder, shovel and pail ready in case a fire occurs.




Establish a neighbourhood fire cache comprised of shovels, axes, pulaskis, and packcans for emergency use.



Organize a neighbourhood or subdivision sprinkler system that is compatible with equipment used by Manitoba Conservation as shown above.



Turn off all propane and unnecessary electrical power (maintain power to water pump).



Develop a standard evacuation plan to ensure everyone knows what to do, and where to go if a fire occurs.